



Chair of Governors Report

Introduction from Chair of Governors

Dear Parents,

After another busy year in the life of Heathwood Lower School, it gives me pleasure to introduce this report from the Governors to the parents. In the report we the Governors, take the opportunity to summarise the responsibilities and activities of the Governing Body. Much of the life of the school, its achievements and statistics are listed in the report and we hope that this will give an indication of the caring and vibrant learning atmosphere provided at Heathwood. It is undoubtedly the commitment of the Headteacher and the entire school staff both teaching and non-teaching which makes Heathwood such a special school and we offer our thanks to them for that.

Heathwood benefits from the effort of parents too, in many ways. The Heathwood PTA continues to support the school financially and socially and we greatly appreciate their contribution. On an individual basis, parents and volunteers generosity with time and resources is invaluable in enhancing the school life of the children at Heathwood.

Many thanks for your continuing support of Heathwood Lower School.

Paula Bangs

Chair of Governors

The Governing Body

There are currently 10 members of the *Governing Body*. The full *Governing Body* meets once a term and the sub-committees once a term. *Governors* should spend the equivalent of one working day per year in school visiting classes and spending time with teachers and children. In reality *Governors* choose to visit the school more often than this, either in relation to specific issues or to view the general development of the school. The *Chair of Governors* meets the *Headteacher* informally on a weekly basis to discuss any current issues and to maintain a constant flow of information and support between the school staff and *Governing Body*.

Governing Body

Local Authority Governor

Ms Jennifer Akpeki-Tyrell

Parent Governors

Mr Mike Chappell

Mrs Jackie Ingram

Mrs Hayley Fitch

Staff Governors

Headteacher: Mrs Susanne Dove - Ex officio

Teaching Staff Representative: Mrs Elaine Dicocco

Co-opted Governors

Mrs Paula Bangs - Chair of Governors

Mrs Sara Harris - Vice - Chair

Mrs Rose Gunter

Mrs Alison Holloway

School Development Plan

Aspects of school activity and development are incorporated into the School Development Plan. The plan is a very detailed document prepared and updated by the Headteacher in discussion with appropriate staff. In addition to this, a number of targets, both short and long term are set by the Governing Body and these too are incorporated into the Development Plan. Below are some of the most important areas included in the plan and what has been achieved.

Increase the proportion of outstanding teaching and further improve pupils attainment.

Achievement:

All teaching is good to outstanding.

Pupils are making good progress across the school.

Further accelerating the more able pupil's progress in every year group by adjusting as appropriate the curriculum for their independent learning.

More able policy has been written. Data indicates that this group is making good progress.

Continue to narrow gaps for pupils in receipt of PPG enabling them to make accelerated progress.

Achievement:

Data indicates good progress this group are making and in some cases accelerated.

Nurture group running 4 afternoons with good feedback from parents.

Develop ethos of reading for pleasure

Achievement:

Children using library more and children know where their local library is and how to use it.

Children enjoy reading and improve standards without realising they are working.

Improve Phonics throughout the school.

Achievement :

More children pass phonics test in year 1.

Structure Governing Body to ensure full accountability.

Achievement:

Governing Body has restructured. Have performed a skills audit.

Governors have performed learning walkways.

Governors recognise their training needs.

Governors meet up with SIP (school improvement partner) for performance management, data and book scrutiny.

Financial Performance for 2015/15

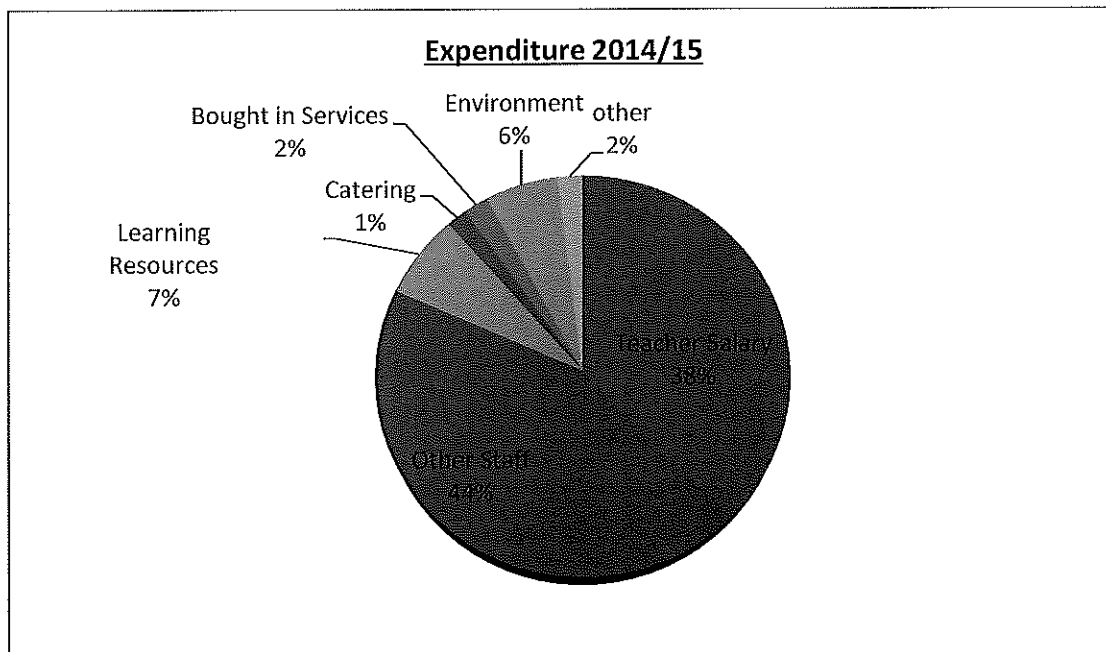
Overall income for 2014/15 was broadly in line the budget with slight differences due to less SEN funding than expected. This highlights how important the fund-raising efforts of the PTA as a key feature of the school's finances.

Income from facilities and services was higher than budgeted during the year due to increased take in pre-school of non-funded pupils. It is worth noting that included in income is £26,997 which is received for Universal Free School Meals.

Expenditure was tightly monitored during the year and overall came under budget which can be attributed mainly to utilities costs, primarily savings from the installation of the solar panels.

The chart below shows expenditure over the past year.

The majority of expenditure (82%) is spent on staffing costs, with 38% on teacher salaries and 44% on other staff primarily educational support staff costs, admin staff costs, premises staff and catering staff costs. Of all staff costs 36% is spent on educational support staff.



Overall there was an underspend of £38,264 which will be carried forward to the next financial year.



School Data Dashboard



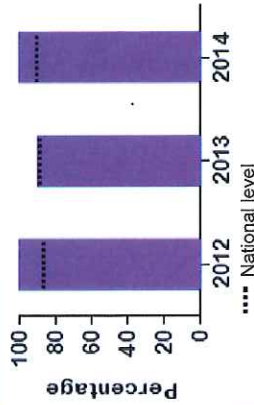
Heathwood Lower School (URN: 109513, DfE No.: 8232184) - Key Stage 1

How are pupils doing in assessments? (Attainment)

Reading

In 2014, 100% of pupils attained Level 2 or above in the Key Stage 1 reading assessment. This is an increase of 10 percentage points since 2013.

Percentage of pupils who attained Level 2 or above in the Key Stage 1 reading assessment



In 2014, the school was in the top 20% of all schools.

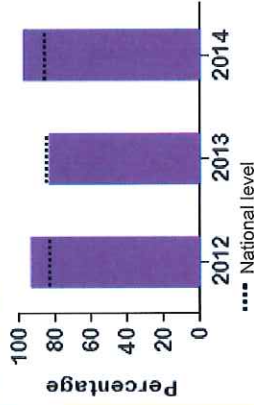
Comparison with other schools

All schools	Highest	2nd quintile	3rd quintile	4th quintile	Lowest

Writing

In 2014, 97% of pupils attained Level 2 or above in the Key Stage 1 writing assessment. This is an increase of 14 percentage points since 2013.

Percentage of pupils who attained Level 2 or above in the Key Stage 1 writing assessment



In 2014, the school was in the top 20% of all schools.

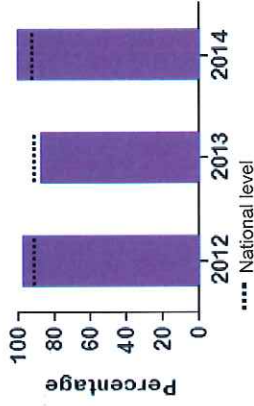
Comparison with other schools

All schools	Highest	2nd quintile	3rd quintile	4th quintile	Lowest

Mathematics

In 2014, 100% of pupils attained Level 2 or above in the Key Stage 1 mathematics assessment. This is an increase of 13 percentage points since 2013.

Percentage of pupils who attained Level 2 or above in the Key Stage 1 mathematics assessment



In 2014, the school was in the top 20% of all schools.

Comparison with other schools

All schools	Highest	2nd quintile	3rd quintile	4th quintile	Lowest


Heathwood Lower School (URN: 109513, DfE No.: 8232184) - Key Stage 1

How good is attendance?

Overall attendance

In 2014, the attendance rate at this school was 97.2%. The attendance rate has increased by 1.5 percentage points since 2013. The attendance rate is in the top 20% of all schools.

Level of attendance at this school



Comparison with other schools

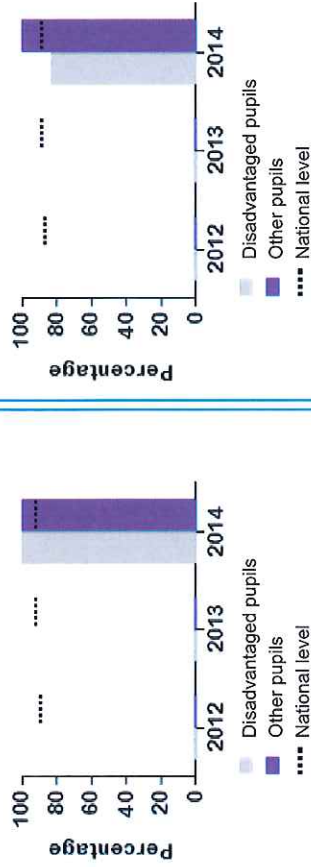
Category	Attendance Percentage
All schools	95.7
Highest	100
2nd quintile	95.7
3rd quintile	95.7
4th quintile	95.7
Lowest	95.7

Closing the gap between disadvantaged and other pupils

Reading

In 2014, 100% of disadvantaged pupils attained Level 2 or above, while 100% of other pupils attained Level 2 or above.

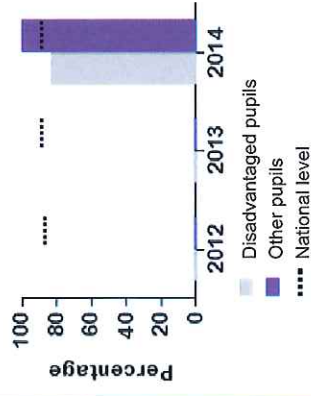
Percentage of pupils who attained Level 2 or above



Writing

In 2014, 83% of disadvantaged pupils attained Level 2 or above, while 100% of other pupils attained Level 2 or above.

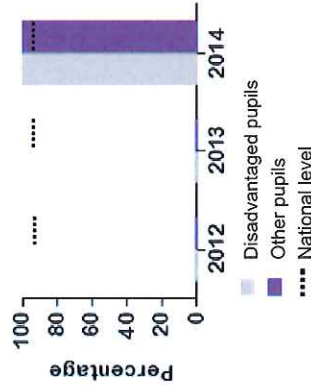
Percentage of pupils who attained Level 2 or above



Mathematics

In 2014, 100% of disadvantaged pupils attained Level 2 or above, while 100% of other pupils attained Level 2 or above.

Percentage of pupils who attained Level 2 or above



Some of the places that the children have visited this school academic year.

Bedford Toy Museum

Houses of Parliament

Local Walk

Quarry Processing Plant

Roald Dahl Museum

Stoke Bruerne

Gilbert Inglefield School Concert

Holdenby House

New Barn Residential

Waitrose (fair trade)

Leighton middle School Assembly

St Leonards (school council)

My New Barn Adventure

By Paula Bangs Chair of Governors

In April this year I joined the Year 4s on their residential trip to New Barn in Dorset. What a wonderful time we all had. Activities included making butter, making flour, carving rocks, pottery, nature walk and orienteering. The accommodation was brilliant and the site was excellent. It was a safe environment which did allow children to have some independence. The food was super; you certainly didn't feel hungry after a meal. The behaviour of the children was excellent and all the children supported one another during the activities.

My thanks go to Mr Dicker, Mrs Houghton and Mrs Aspinwall for helping to make this a wonderful experience for the children and me! I certainly won't forget my trip to New Barn.

